
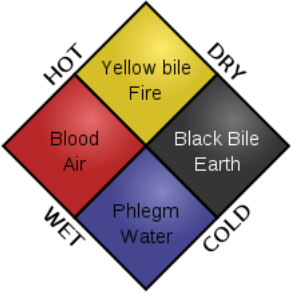













<p>Paper 1: Monday 3rd June 2019: AM.</p> <p>Medicine in Britain: c1250-present.</p> <p>Medieval England</p> <p>1250-1500</p> 	<p>Causes of illnesses</p> <p>Religious: Belief that God caused illnesses.</p> <p>Supernatural: Astrology also used to help diagnose illnesses.</p> <p>Rational: Four Humours Theory: Body made of four liquids (blood, phlegm, black and yellow bile). Imbalance of these humours can cause illness and disease.</p> <p>Hippocrates</p> <p>Miasma: Belief that bad air was harmful and cause illnesses.</p> 	<p>Prevention and Treatment</p> <p>Supernatural treatments: Praying, fasting + Pilgrimages.</p> <p>Rational treatments: Bloodletting, leeches + purging.</p> <p>Herbal remedies also used to treat the sick. Medieval people also encouraged to take care of their bodies – exercise, sleeping and keeping clean.</p> <p>Physician: Diagnosed illnesses and suggested treatments. Studied patients' blood and urine.</p> <p>Apothecary: Mixed herbal remedies.</p> <p>Barber Surgeon: Performed simple surgery.</p> <p>Hospitals: Owned and run by the Church.</p> <p>Home: Majority of sick cared for at home (women).</p> 	<p>Individuals</p> <p>Hippocrates: Four Humours Theory. + = Observed patients/recorded symptoms + Hippocratic Oath. - = Ideas on causes of disease were wrong.</p> <p>Galen: Theory of Opposites. + = Wrote over 250 books on medicine. - = Made mistakes – Jaw bone made of 1 bone not 2.</p>  <p>Case Study: Black Death (1348)</p> <p>Causes: Sent by God as punishment, bad air that corrupted the body's four humours.</p> <p>Treatment: Prayer, charms, bleeding and purging, sniffing strong herbs, and fires lit to remove bad air.</p> <p>Prevention: Pray to God, Flagellants + streets cleaned.</p> <p>Key Words</p> <p>Bubonic Plague: Disease spread by bacteria (sneezing).</p> <p>Flagellants: People who whipped themselves to ask for God's forgiveness to avoid plague.</p> <p>Quarantine: Separating sick to stop spread of disease.</p> 
<p>Renaissance England</p> <p>1500-1700</p> 	<p>Causes of illnesses</p> <p>Continuities: Miasma Theory, influence of Church during epidemics and that supernatural beliefs.</p> <p>Changes: Most accepted that illnesses were not sent by God, decline of importance regarding the Four Humours Theory and analysis of urine.</p> <p>There was a move away from old ideas about the causes of illness but they had not been replaced!</p> <p>Key Words</p> <p>Epidemic: Disease that spreads quickly.</p> <p>Printing Press: Machine for printing text/pictures.</p> <p>Renaissance: Revival of ideas from 1500-1700.</p> <p>Royal Society: Set up in 1660 to discuss new ideas in medicine and science. Sponsored scientists.</p> 	<p>Prevention and Treatment</p> <p>Continuities: Bloodletting, herbal remedies, removal of bad air, use of apothecaries + surgeons for the poor and role of women caring for the sick who could not go to hospitals.</p> <p>Changes: People looked for chemical cures for diseases, Renaissance hospitals began to treat people with wounds and infectious diseases and Pest Houses.</p> <p>Key Words</p> <p>Pomander: Ball containing perfumed substances.</p> <p>Transference: Belief that an illness can be transferred to something else.</p> <p>Pest House: Hospitals that specialised in one disease.</p>  	<p>Individuals</p> <p>Thomas Sydenham: 'English Hippocrates'. + = Placed importance on observing a patient. - = Doctors/physicians still reliant on Galen's work.</p> <p>Vesalius: 'On the Fabric of the Human Body'. + = Corrected 300 mistakes by Galen on anatomy. - = Caused controversy by challenging Galen's work.</p> <p>William Harvey: Circulation of the blood. + = Proved that arteries and vein were linked together. - = Considered to be mad as challenged Galen's work.</p> <p>Case Study: Great Plague (1665)</p> <p>Causes: Unusual alignment of the plants, sent by God as punishment, imbalance of Four Humours + Miasma.</p> <p>Treatment: Prayer, quarantine, fasting, smoking tobacco to ward off miasma + Plague Doctors.</p> <p>Prevention: Local governments tried the following: banning public meetings, closing theatres, sweeping the streets, burring barrels of tar and sweet smelling herbs to ward off miasma, killing cats and dogs.</p>

<p>Industrial Britain</p> <p>1700-1900</p> 	<p>Causes of illnesses</p> <p>Continuities: Miasma Theory, influence of Church during epidemics and that supernatural beliefs.</p> <p>Changes: Germ Theory (1861) disproved Spontaneous Generation Theory and believed that germs cause disease in human body. Pasteur/Koch.</p> 	<p>Prevention and Treatment</p> <p>Hospital Care: c18 Hospitals were dirty, overcrowded and in poor conditions. Nightingale.</p> <p>Surgery: c18 surgery was dangerous, problem of pain, infection and bleeding. Simpson/Lister.</p> <p>Vaccinations: c18 Smallpox massive killer. Jenner.</p> <p>Cholera: Epidemics in 1831, 1848-9 and 1854. Snow.</p> <p>Public Health Act - 1848: Not compulsory + no change.</p> <p>Great Stink-1858: Introductions of sewers. Bazalgette.</p> <p>Public Health Act: 1875: Compulsory and forced authorities to provide clean drinking water, build public toilets and dispose of sewage to avoid pollution.</p>	<p>Individuals</p> <p>Louis Pasteur: Germ Theory (1861). + = Identified that germs cause disease and illnesses. - = Unable to identify specific germs.</p> <p>Robert Koch: Microbes (1867). + = Discovered microbes cause specific illnesses. - = Took time for his work to be widely accepted.</p> <p>Florence Nightingale: 'Notes on Nursing' (1859). + = Improved conditions in hospitals. - = Had to fight hard in order to change attitudes.</p> <p>James Simpson: Chloroform as an anaesthetic (1847). + = Provided safer alternative to Laughing Gas + Ether. - = Difficultly in gauging correct dose to be used.</p> <p>Robert Lister: Carbolic Acid as an antiseptic (1865). + = Antiseptic surgery – killing germs from wounds. - = Opposed because of poor knowledge Germ Theory.</p> <p>Edward Jenner: Vaccination. + = Discovered vaccination for Smallpox (1796). - = Vaccination not compulsory until 1852 by state.</p> <p>John Snow: Discovered cause of Cholera (1848). + = Concluded it caused by dirty drinking water. - = Government unwilling to pay for improvements.</p> <p>Joseph Bazalgette: Introduced Sewer system (1865). + = Built over 1300 sewers in London. - = Size of project took time until completed in 1875.</p>	
	<p>Key Words</p> <p>Enlightenment: Focus on change than continuity.</p> <p>Germ Theory: Theory that Germs cause disease.</p> <p>Microbes: Living organism that can only be seen under a microscope.</p> <p>Spontaneous Generation Theory: Belief that microbes are released when things decay, rather than being the cause and that they are spread by miasama.</p> 	<p>Key Words</p> <p>Anaesthetic: Used to make someone unconscious.</p> <p>Antiseptic surgery: Killing bacteria before operations.</p> <p>Aseptic surgery: Operation that takes place in a strictly controlled germ-free environment.</p> <p>Inoculation: Deliberately infecting a patient with a disease in order to become immune to it.</p> <p>Vaccination: Injection of weakned organisms to give body resistance against disease.</p> <p>Great Stink: Exposed sewage on the River Thomas created awful smell near Houses of Parliament.</p> <p>Laissez-Faire: Government's attitude that it should not interfere with matters relating to Public Health.</p>		
	<p>Modern Britain</p> <p>1900-present</p> 	<p>Causes of illnesses</p> <p>By 1900, scientists realised not all diseases were caused by microbes. Discovery of DNA (1953) meant scientists understood how hereditary diseases were caused. E.g. Down's Syndrome. Crick and Watson.</p> <p>Lifestyle choices impact on health: smoking, poor diet, alcohol, sharing of bodily fluids and exposure to excessive amounts of sun.</p> <p>Improvements in diagnosis: X-ray, CT/MRI scans, ultrasound, Blood testing and pressure monitor.</p> <p>Key Words</p> <p>DNA: Carries genetic information about a living organism.</p> <p>Genome: Each human being has a unique DNA.</p> <p>Human Genome Project: Scientists worked to decode and map out the human genome.</p> <p>Hereditary diseases: Diseases that are passed down from one generation to another.</p>	<p>Prevention and Treatment</p> <p>Magic Bullets: Salvarson 606. Paul Ehrlich.</p> <p>Antibiotics: Pencillin discovered in 1928. Alex Fleming. Mass produced for D-Day in 1944. Florey and Chain.</p> <p>High-tech medical/surgical treatment: Dialysis, Prosthetic limbs, Keyhole surgery, ECG, Endoscope.</p> <p>Changes in care/treatment: NHS: Hospitals, GP's, dentists, ambulance services + health visitors.</p> <p>Government lifestyle campaigns: <i>Change4life</i> + campaigns warning of dangers of drug/binge drinking.</p> <p>Key Words</p> <p>Antibiotic: Medicine that destroys the growth of bacteria inside the body.</p> <p>D-Day: Allied forces in WW2 invade northern France.</p> <p>Magic Bullet: Chemical that kills specific bacteria in the body.</p> <p>General Practitioner: Community-based doctor who treats minor illnesses.</p>	<p>Individuals</p> <p>Crick and Watson: Discovered DNA (1953). + = Scientists explore causes of hereditary diseases. - = Doctors still unable to treat genetic conditions.</p> <p>Paul Ehrlich: Created first Magic Bullet (1909). + = Discovered Salvarson 606 to treat Syphilis. - = Magic Bullet can only treat one specific disease.</p> <p>Alex Fleming: Discovered Penicillin (1928). + = Noticed 'white mould' killed bacteria - Penicillin. - = Unable to fund further research + went no further.</p> <p>Florey and Chain: Mass produced Penicillin (1944). + = Developed Penicillin and mass produced it. - = Reliance of USA for funding.</p> <p>Fight against Lung Cancer:</p> <p>Diagnosis: Difficult to diagnose early on.</p> <p>Treatment: Transplants, radio/chemotherapy.</p> <p>Prevention: Smoking banned in public places, raising age of buying cigarettes and stop smoking campaigns.</p>

Paper 1:
Monday 3rd
June 2019:
AM.

The British
Sector of the
Western
Front,
1914 – 1918.



Context of the British sector of the Western Front		Conditions requiring treatment on the Western Front
<p>The Ypres Salient: Germans had the advantage with being on the higher ground. Tunnelling and mines were used by the British at Hill 60. First Battle of Ypres - 1914. Second Battle of Ypres -1915. Third Battle of Ypres - 1917.</p>	<p>The Somme: Battle of the Somme - July-November 1917. 1st day of battle, 60,000 casualties and 20,000 died. In total, 400,000 Allied casualties and this put pressure on medical services on the Western Front.</p>	<p>Ill health: Trench fever: caused by body lice and included flu-like symptoms including high temperature. Treatment: Passing electric current through infected area was effective. Prevention: Clothes disinfected and delousing stations were set up. Affected 0.5 million. Trench foot: caused by soldiers standing in mud/waterlogged trenches. Treatment: soldiers advised to keep clean but worst cases, amputation. Prevention: Changing socks + keeping feet dry and rubbing whale oil into feet. Affected 20,000 in winter of 1914-1915. Shell-shock: caused by stressful conditions of war and symptoms included tiredness, nightmares, headaches and uncontrollable shacking. Treatment: Not well understood. Prevention: rest and some received treatment in UK. Affected 80,000 and some were shot! Weapons of war: Rifles: fired one at a time/loaded from cartridge case creating rapid fire. Machine guns: Fired 500 rounds a minutes. Pierced organs and fracture bones. Artillery: Bombardments were continuous, Artillery fire caused half of all casualties. Shrapnel: Caused maximum damage exploded mid-air above enemy. Killed/injured. Chlorine Gas: Led to death by suffocation. 1915, gas masks given to all British soldiers. Phosgene Gas: Faster acting than Chlorine but with similar effects. Could kill within 2 days. Mustard Gas: Odourless gas, worked in 12 hours. Caused blisters, burn the skin easily.</p>
<p>Arras: Battle of Arras - 1917. Before the battle, Allied soldiers dug tunnels below Arras. Tunnels led to rooms and included an underground hospital.</p>	<p>Cambrai: Battle of Cambrai -1917. 450 tanks used to advance on the German position, however, plan did not work because there was not enough infantry to support.</p>	
<p>Impact of terrain on helping the wounded: Difficult to move around, + night, communication was difficult, collecting wounded from No Man's Land was dangerous. Stretcher bearers found it difficult to move around corners and transport of the wounded was difficult because of this.</p>		
Key words		Key words
<p>No Man's Land: Land between Allied and German trenches in WW1. Trenches: Long, narrow ditches dug during the First World War. Ypres Salient: Area around Ypres where many battles took place in WW1.</p>		<p>Gangrene: When a body decomposes due to a loss of bloody supply. Shrapnel: A hollow shell filled with steel balls or lead, with gunpowder and a time fuse.</p>
<p>Helping the wounded on the Western Front</p>		<p>The impact of the Western Front on Medicine</p>
<p>Evacuation route: Survival depended on speed of treatment. Care improved as war progressed. 1914 – 0 motor ambulances but by 1915, it was 250. Ambulance trains were introduced, as well as, ambulance barges used along River Somme. Stretcher bearers: Collect wounded, 16 in each battalion + 4 for each stretcher. Regimental Aid Post: Always close to the front line and staffed by a Medical officer selected those who were lightly wounded/needed more attention. Field Ambulance and Dressing Station: Emergency treatment for wounded. Casualty Clearing Station: Large, well equipped station, 10 miles from trenches. Base Hospitals: X-ray, operating theatre and areas to deal with gas poisoning. Underground hospital at Arras: Running water, 700 beds and operating theatre. RAMC: Involved medical officers and learnt about wounds never seen before. FANY: Volunteer nurses, who helped the wounded and also drove ambulances.</p>		<p>The Thomas Splint: Stopped joints moving and increased survival rates from 20 to 82%. Reduced infection from compound fractures. X-rays: Developed in 1895, X-rays used to diagnose issues before operations. But there were some problems: X-ray could not detect all problems, were fragile and overheat. Mobile X-rays: 6 operated on the front line, used to locate shrapnel and bullet wounds. Transported around in a truck and enabled soldiers to be treated more quickly. Blood Transfusions: Blood loss = major problem. Blood transfusions used at Base Hospitals by a syringe and tube to transfer blood from patient to donor. Extended to CCS from 1917. Blood bank at Cambrai: Adding Sodium Citrate allowed blood to be stored for longer. Blood was stored in glass bottles at a blood bank and used to treat wounded soldiers. Brain surgery: Magnets used to remove metal fragments from the brain. Local anaesthetic. Plastic surgery: Harold Gillies developed new techniques, skin drafts developed for grafts.</p>
Key words		Key words
<p>FANY: First Aid Nursing Yeomanry. Founded in 1907 by a soldier who hoped they would be a nursing cavalry to help the wounded in battle. RAMC: Royal Army Medical Corps. This organisation organised and provided medical care. It consisted of all ranks from doctors to ambulance drivers and stretcher bearers. Triage: A system of splitting the wounded into groups according to who needed the most urgent attention.</p>		<p>Compound Fracture: Broken bones pierces the skin + increases risk of infection in wound. Debridement: Cutting away of dead and infected tissue from around the wound. Gas Gangrene: Infection that produced gas in gangrenous wounds. Mobile X-ray unit: Portable X-ray unit that could be moved around the Western Front. Radiology department: Hospital department where X-rays are carried out. Blood transfusions: Blood taken from a healthy person and given to another person. General anaesthetic: Putting a patient to sleep during an operation. Local anaesthetic: Area being operated on is numbed to prevent pain + patient awake.</p>



Who discovered that Penicillin kills bacteria – and when?	Which two scientists were responsible for the discovery of DNA?	When did Pasteur announce his Germ Theory?	Put in order: <i>Aid Post Hospital, Clearing Station</i> and <i>Dressing Station</i> .
What were the Four Humours?	What was so important about the 1875 Public Health Act? (Mention two details to support your answer.)	What is shrapnel?	What did John Snow do to stop Cholera spreading in Soho, London, 1854?
Name two types of gas used as weapons.	Give two methods used to reduce deaths from Lung Cancer.	Give two ways people used to keep towns clean and healthy in Medieval England.	Give two reasons why changes were taking place in medicine by 1700.
List three ideas people had about the cause of disease in Medieval England.	Name three different kinds of medieval healers.	List three ways in which governments have tried to improve health since 1900.	List three kinds of treatments used in the Renaissance England.
Which three factors were most important in advancing in medicine in Modern Britain?	Why was Thomas Sydenham's work important?	Why were there so many infected wounds on the Western Front?	Which three factors were most important in inhibiting change in medicine in Medieval England?

