


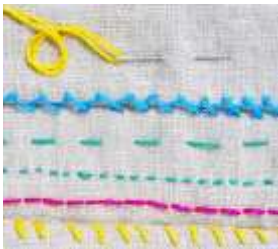

Scheme of Work 2020 - 2021
Subject: Design and computing.

Year Group: 7

Specification: Design and computing.

Express / Mainstream

Lesson No	Topic & Objectives	Key Activities & Specialist Terminology	Big Think Qs & Stretch	Assessment	Homework	Lit Num SMSC Codes
1 – WEEK BEGINNING 3/9/2020	INTRODUCTION WEEK	INTRODUCTION WEEK	INTRODUCTION WEEK	INTRODUCTION WEEK	INTRODUCTION WEEK	INTRODUCTION WEEK
2 – WEEK BEGINNING 7/9/2020	<p>Textiles – Stitches</p> 	<p>Outline task – What are they making? <i>A cushion, using as many different stitches as they can. Learning the following stitches:</i></p> <ul style="list-style-type: none"> • Running stitch • Back stitch • Over stitch • Cross stitch • Blanket stitch <p>Show examples – Either physical examples or pictures of what they will be learning stitch wise and what their final result could look like. Showing examples of what learners will achieve :</p> <p>Step 3 – a basic example shown Step 4 – an intermediate example shown Step 5 + - a complex example shown.</p>	<p>What could they do to make their cushion more advanced?</p> <p>How can they achieve a high level of detail?</p> <p>Could they add an extra skill level to their cushion?</p> <p>What other stitches could they learn as extra?</p>	<p>Teacher led assessment:</p> <ul style="list-style-type: none"> • Verbal feedback • Peer assessment • Tips and hints on how to improve. • Guide self-evaluation throughout. 	Doddle	S06, S09,C1,C3,SP9

		<p>Giving the student a visual representation of what they need to aim for.</p> <p>Task – Students to learn and demonstrate selected stitches.</p> <p>Teacher to demonstrate and then students to try on their own.</p>				
<p>3 - WEEK BEGINNING 14/9/2020</p>	<p>Textiles – Stitches</p> 	<p>Starter – Worksheet – Finish and glue into books.</p> <p>Finish practice stitches – Glue into book, annotating which stitch is what.</p> <p>Choose design for cushion – choose from a selection of shapes/characters and colour in design to show how you want it to look when finished.</p> <p>Show examples – Have examples on the board or in the classroom for students to refer to.</p>	<p>What could they do to make their cushion more advanced?</p> <p>How can they achieve a high level of detail?</p> <p>Could they add an extra skill level to their cushion?</p> <p>What other stitches could they learn as extra?</p>	<p>Teacher led assessment:</p> <ul style="list-style-type: none"> • Verbal feedback • Peer assessment • Tips and hints on how to improve. • Guide self-evaluation throughout. 	Doddle	S06, S09,C1,C3,SP9
<p>4 - WEEK BEGINNING 21/9/2020</p>	<p>Textiles</p> 	<p>Starter – Worksheet – Finish and glue into books.</p> <p>Finish designs.</p> <p>Start making – Trace design onto material and colour using fabric pens/pastels. Repeat for the other side of the cushion.</p> <p>Show examples – Have examples on the board or in the classroom for students to refer to.</p>	<p>What could they do to make their cushion more advanced?</p> <p>How can they achieve a high level of detail?</p> <p>Could they add an extra skill level to their cushion?</p> <p>What other stitches could they learn as extra?</p>	<p>Teacher led assessment:</p> <ul style="list-style-type: none"> • Verbal feedback • Peer assessment • Tips and hints on how to improve. • Guide self-evaluation throughout. 	Doddle	S06, S09,C1,C3,SP9

<p>5 - WEEK BEGINNING 28/9/2020</p>	<p>Textiles</p>	<p>Starter – Worksheet – Finish and glue into books. Continue – finish off tracing and colouring the design. Begin – Start to stitch details onto each sheet of material. Using a variety of stitches.</p>	<p>What could they do to make their cushion more advanced? How can they achieve a high level of detail? Could they add an extra skill level to their cushion? What other stitches could they learn as extra?</p>	<p>Teacher led assessment:</p> <ul style="list-style-type: none"> • Verbal feedback • Peer assessment • Tips and hints on how to improve. • Guide self-evaluation throughout. 	<p>Doddle</p>	<p>S06, S09,C1,C3,SP9</p>
<p>6 - WEEK BEGINNING 5/10/2020</p>	<p>Textiles</p>	<p>Starter – Worksheet – Finish and glue into books. Continue – Start to stitch details onto each sheet of material. Using a variety of stitches. Begin – Sewing your cushion together.</p>	<p>What could they do to make their cushion more advanced? How can they achieve a high level of detail? Could they add an extra skill level to their cushion? What other stitches could they learn as extra?</p>	<p>Teacher led assessment:</p> <ul style="list-style-type: none"> • Verbal feedback • Peer assessment • Tips and hints on how to improve. • Guide self-evaluation throughout. 	<p>Doddle</p>	<p>S06, S09,C1,C3,SP9</p>
<p>7 - WEEK BEGINNING 12/10/2020</p>	<p>Textiles</p>	<p>Starter – Worksheet – Finish and glue into books. Continue – Start to stitch details onto each sheet of material. Using a variety of stitches. Begin – Sewing your cushion together.</p>	<p>What could they do to make their cushion more advanced? How can they achieve a high level of detail? Could they add an extra skill level to their cushion? What other stitches could they learn as extra?</p>	<p>Teacher led assessment:</p> <ul style="list-style-type: none"> • Verbal feedback • Peer assessment • Tips and hints on how to improve. • Guide self-evaluation throughout. 	<p>Doddle</p>	<p>S06, S09,C1,C3,SP9</p>

8 - WEEK BEGINNING 19/10/2020	Textiles	<p>Starter – Worksheet – Finish and glue into books.</p> <p>Finish – Sewing your cushion together, adding stuffing and closing off.</p> <p>Evaluate – Evaluate work answering questions provided.</p>	<p>What could they do to make their cushion more advanced?</p> <p>How can they achieve a high level of detail?</p> <p>Could they add an extra skill level to their cushion?</p> <p>What other stitches could they learn as extra?</p>	<p>Student to photograph their work and self-evaluate their project against steps using the provided evaluation sheet.</p> <p>Self-evaluation question examples:</p> <ul style="list-style-type: none"> • What did you make? • What stitches did you use? • How well did it go? • What could you change? • Would you do something differently next time? <p>Teacher then to grade each project with written feedback for each student.</p>	Doddle	S06, S09,C1,C3,SP9

Half Term

Year Group: 7
Specification: Computer Science
Express / Mainstream

Lesson No	Topic & Objectives	Key Activities & Specialist Terminology	Big Think Qs & Stretch	Assessment (Include relevant GCSE Q stem)	Homework	Lit Num SMSC Codes
1 - WEEK BEGINNING 2/11/2020	<u>Computer Science and programming - Safety and responsibility</u> Online safety	Students will be able to ... <ul style="list-style-type: none"> learn which information they should avoid sharing online because it is private. understand which kinds of websites have privacy policies, and why. practice checking websites they visit for privacy policies and privacy seals of approvals	why is online safety important?	Issue books – labels and expectations Logging on Privacy Rules https://www.commonsensemedia.org/educators/lesson/privacy-rules-3-5	YouTube clip https://www.commonsensemedia.org/educators/lesson/private-today-public-tomorrow-9-12	S06, S09,C1,C3,SP9
2 - WEEK BEGINNING 9/11/2020	<u>Computer Science and programming - Safety and responsibility</u> Online safety	Students will be able to ... <ul style="list-style-type: none"> reflect on what it means to be brave and stand up for others offline and online. learn to show empathy for those who have been cyberbullied. generate multiple solutions for helping others when cyberbullying occurs	Why is online safety important?	Worksheet based activities	YouTube clip https://www.commonsensemedia.org/educators/lesson/cyberbullying-be-upstanding-6-8	S06, S09,C1,C3,SP9
3 - WEEK BEGINNING 16/11/2020	<u>Computer Science and programming - Safety and responsibility</u> Bias and reliability	Students will be able to ... Understand bias and reliability and how it can influence people online	We use the internet to find information. However, finding information that is reliable and free of bias is as important as finding the information itself.	worksheet based activities	YouTube clip	S06, S09,C1,C3,SP9
4 - WEEK BEGINNING 23/11/2020	<u>Computer Science and programming - Safety and responsibility</u> The law and ethics	Students will be able to ... <ul style="list-style-type: none"> identify the legal and ethical considerations involved in using the creative work of others. understand an individual's rights and responsibilities 	What is copyright ?	Computer based activities	Copyrights and Wrongs https://www.commonsensemedia.org/educators/lesson/copyrights-and-wrongs	S06, S09,C1,C3,SP9 S06, S09,C1,C3,SP9

		<p>as a creator and consumer of content.</p> <p>practice critical thinking and ethical decision making about the use of creative works.</p>				
<p>5 - WEEK BEGINNING 30/11/2020</p>	<p><u>Computer Science and programming - internet communication</u></p> <p><u>Internet and communication</u></p>	<p>Students will be able to ...</p> <p>What is the internet and how does it work</p> <p>What is HTML</p>	<p>As a society we need to communicate and share. The internet allows us to communicate and share information in a matter of seconds.</p>	<p>Video on the internet</p> <p>Create a basic html website /text</p>	<p>Youtube clip on html</p>	<p>S06, S09,C1,C3,SP9</p>
<p>6 - WEEK BEGINNING 07/12/2020</p>	<p><u>Computer Science and programming - internet communication</u></p> <p><u>Internet and communication</u></p>	<p>Students will be able to ...</p> <p>What is the internet and how does it work</p> <p>What is HTML and how does it work</p>	<p>How does a website work?</p>	<p>Continue to create html website</p>	<p>Youtube clip on html</p>	<p>S06, S09,C1,C3,SP9</p>
<p>7 - WEEK BEGINNING 14/12/2020</p>	<p><u>Computer Science and programming - internet communication</u></p> <p><u>Search engines</u></p>	<p>Students will be able to ...</p> <p>Identify how a search engine works</p> <p>defining searches using Boolean expressions</p>	<p>Key fact: The internet contains billions of pages of information. You use search engines to help you filter through the pages to find the information you need.</p>	<p>Boolean expression worksheet</p>	<p>Youtube clip on search engines</p>	<p>S06, S09,C1,C3,SP9</p>

Half Term