



We will be using TEAMS to support your learning, both in school and from home.

You have all been assigned to a TEAM for your core subjects.

Your teachers can upload resources and assignments that you can then access and hand in for your teacher to mark.






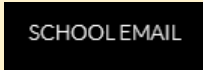
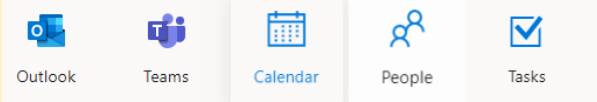


Some of you will have used TEAMS before.
This short video will explain to you how to get started

<https://www.youtube.com/watch?v=aO9LE6ZKnUM>





How to submit work on Microsoft TEAMS

1. Visit the Basildon academies website www.basildonacademies.org.uk
2. Click on 3 lines in top right hand corner 
3. Click on  bottom left of the page
4. Type in your email address ***BAnumber*** [@basildonacademies.org.uk](mailto:***@basildonacademies.org.uk) and the same password you use to log on to the computer
5. A page come up with these icons showing 
6. Click on TEAMS 
7. Click on your ***insert subject*** class
8. You will see your Assignments 
9. Then upload your work and press
10. Select the **Turn In** button